

MSA Anchor Sling

Application, Operation, Maintenance & Inspection Instructions Manual

Please read this manual.

This information is vital to your safety.

Application



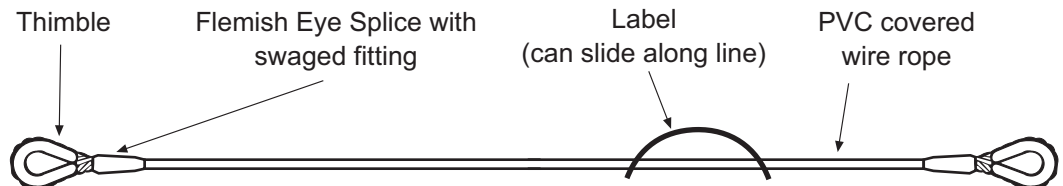
WARNING
THESE INSTRUCTIONS MUST BE PROVIDED TO THE USER. MANAGEMENT AND USER MUST READ AND UNDERSTAND THESE INSTRUCTIONS; FAILURE TO DO SO COULD RESULT IN SERIOUS INJURY OR DEATH.

An anchor sling is used as a link between the anchorage structure and the connector. Manufactured with high quality, high tensile strength galvanized steel cable, MSA Anchor Slings provide an ideal anchorage connector for a wide variety of fall protection needs. Applications include most fall arrest, restraint systems and rescue systems. MSA Anchor Slings are terminated with flemish eye splices and are available in several different lengths to suit various anchorage structures.

Function

The MSA Anchor Sling functions as an anchorage connector in a fall protection system. The anchor sling is designed to be wrapped around an anchorage structure of sufficient capacity and linked in a basket configuration using a standard fall arrest connector.

Name of Each Part



Specifications

2' ANCHOR SLING P/N: FP3267502

- 1/4" (6mm) x 2' (0.6m)
- Galvanized aircraft cable
- Red vinyl coated
- Steel thimble
- Flemish eye terminations
- M.B.S. 5000 lbs.
- Approx. weight: 0.7lb/0.3kg
- ANSI Z359.1-1992

4' ANCHOR SLING P/N: FP3267504

- 1/4" (6mm) x 4' (1.2m)
- Galvanized aircraft cable
- Red vinyl coated
- Steel thimble
- Flemish eye terminations
- M.B.S. 5000 lbs.
- Approx. weight: 0.9lb/0.4kg
- ANSI Z359.1-1992

6' ANCHOR SLING P/N: FP3267506

- 1/4" (6mm) x 6' (1.8m)
- Galvanized aircraft cable
- Red vinyl coated
- Steel thimble
- Flemish eye terminations
- M.B.S. 5000 lbs.
- Approx. weight: 1.0lb/0.5kg
- ANSI Z359.1-1992

Copyright © 2001 MSA

All rights reserved. No part of this Catalogue covered by the copyrights hereon may be reproduced or copied in any form or by any means - graphics, electronic or mechanical, including photocopying, recording, taping or information storage and retrieval systems -without the written permission of MSA.

Printed in U.S.A.



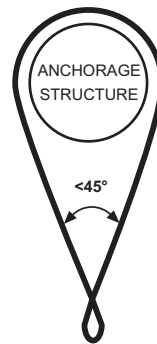
For More Information, call 1-800-MSA-2222 or Visit Our Website at www.MSAnet.com

MSA
The Safety Company

MINE SAFETY APPLIANCES COMPANY
PITTSBURGH, PENNSYLVANIA, U.S.A. 15230

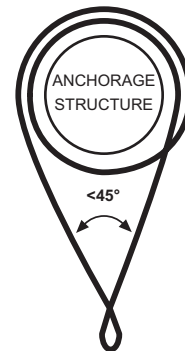
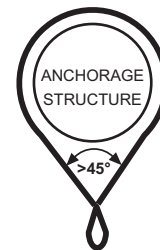
1. Inspect MSA Anchor Sling before each use in accordance with the inspection instructions.
2. Ensure that the anchorage structure meets strength requirements of applicable governing regulations and the requirements of ANSI Z359.1-1992, Section 7.2.3 (See page 4 design statements†).
3. Choose an appropriate MSA Anchor Sling length for the application. The anchor sling length chosen must be long enough to sufficiently wrap around the anchorage structure and allow for a maximum 45° angle at the connection of the two flemish eyes. (fig. 1)
4. In situations in which a long anchor sling is used on a small anchorage structure, it is permissible to wrap the anchor sling more than once around the anchorage structure in order to raise the height of the connection point.(fig. 2) **Caution: Ensure that the maximum angle of 45° is not exceeded at the connection point.**
5. Adjust the MSA Surety Anchor Sling to align both flemish eyes at an equal length below the anchor structure. When the anchorage structure has sharp edges or corners, it may become necessary to pad these edges or corners in order to maintain the integrity of the anchor sling. (fig.3)
6. Connect the two flemish eyes of the anchor sling using an appropriate fall arrest connector. The connector used must be in accordance with the strength requirements of applicable governing regulations and the requirements of ANSI standards. The connector should also be of sufficient diameter to properly accommodate both flemish eyes while maintaining the integral strength of the connector.

CORRECT



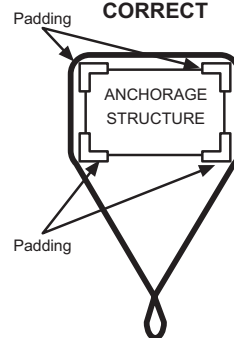
(fig. 1)

INCORRECT



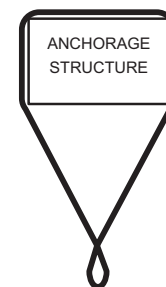
(fig. 2)

CORRECT



(fig. 3)

INCORRECT *



Inspection

1. The MSA Anchor Sling shall be inspected by the user before each use and additionally by a competent person other than the user at intervals of no more than one year. Detailed inspections must be recorded in the inspection log.
2. When inspection reveals defects, damage, or inadequate maintenance of the anchor sling, the anchor sling shall be permanently removed from service and replaced or undergo adequate corrective maintenance before returning to service.
3. Remove anchor sling from service immediately if:
 - the product has been subjected to the forces of a fall.
 - label is missing or illegible.
 - there is evidence of defects, improper function, or alterations of any portion.
 - if inspection reveals evidence of defects or damage including cracks, tears, abrasions, undue stretching, mildew/mold, dents, sharp edges, deformation, kinks, corrosion, chemical attack, excessive heating, excessive aging, or excessive wear.

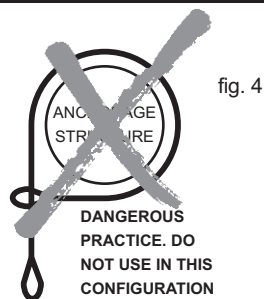
- Maintenance and storage of equipment shall be conducted by the users organization in accordance with MSA instructions. Unique issues, which may arise due to conditions of use, shall be addressed with MSA.
- Devices which are in need of or scheduled for maintenance shall be tagged as unusable and removed from service until maintenance is completed.
- Store in a clean, dry area free from excessive heat, harmful fumes and corrosive agents.
- When in doubt of the method of operation, maintenance or inspection procedures, **DO NOT USE**.
- Clean the Anchor Sling with a solution of water and mild laundry detergent. Dry hardware with a clean cloth and hang to air dry. Do not speed dry with heat. Excessive accumulation of dirt, paint, or other foreign matter may prevent proper function of the Anchor Sling. Questions concerning Anchor Sling conditions and cleaning should be directed to MSA .

Design Statement


- The MSA Anchor Sling shall comply with ANSI Z359.1-1992, as well as other government regulations and standards set forth for anchorage connectors.
 - When used according to instructions will exceed the required minimum breaking strength of 5000 lbs (22.2kn)
 - Only one (1) person shall use the MSA Anchor Sling at one time. This anchor sling can also be used with approved systems.
 - An approved anchorage structure shall be secured and capable of supporting a minimum 5,000 lbs. (22kN) per user.
 - The recommended MSA connector for the anchor sling is the MSA Carabiner or appropriate connector.
 - The MSA Anchor Sling is terminated using a flemished eye splice with standard swaged steel sleeve.
 - MSA Anchor Slings are intended to be used in a basket configuration only. The two strands of cable sling in this configuration must be of equal length to ensure an even distribution of a load.
 - Remove the MSA Anchor Sling from service immediately if the product has seen fall arresting service.
- † ANSI Z359.1-1992, Section 7.2.3 (paraphrased) When an anchor sling is selected as part of a personal fall arrest system, the anchorage must be capable of sustaining static loads in the directions permitted by the personal fall arrest system of at least 3600 lbs. (16kN) when certification exists or 5,000 lbs. in the absence of certification. When more than one personal fall arrest system is attached to an anchorage, the anchorage strengths must be multiplied by the number of fall arrest systems attached.

⚠ WARNINGS

- Do not use the MSA Anchor Sling in a choker configuration. (fig. 4)
- Avoid using anchor slings on an anchorage structure which has excessively sharp edges or an extremely small circumference.
- The angle between the two flemish eyes below the anchorage structure must not exceed 45°.
- Do not connect a snap hook directly into the flemish eyes of the anchor sling. An approved connector, such as a carabiner or shackle, must be used to linked the two flemish eyes together.
- Do not use anchor slings adjacent to moving machinery, electrical hazards, or in the presence of excessive heat, open flame or molten metal. Fall arrest and rescue equipment should not be used in environments where temperatures exceed 194°F (90°C).
- Do not use the anchor sling near energized equipment or where contact with high voltage power lines may occur.
- The metal cable may provide a path for electrical current to flow, resulting in an electrical shock or electrocution.



- MSA Anchor Slings are to be designated and used solely for approved applications.
- MSA Fall Protection products may not be used while under the influence of drugs or alcohol.
- MSA or persons or entities authorized in writing by the manufacturer, shall make all repairs to the equipment. No unauthorized repairs and/or modifications are permitted.
- RESCUE AND EVACUATION:** the user must have a rescue plan and the means at hand to implement it. The plan must take into account the equipment and special training necessary to effect prompt rescue under all foreseeable conditions. If the rescue be from a confined space, the provisions of OSHA regulation 1910.146 and ANSI Z 117.1 must be taken into account. Although a rescue plan and the means to implement it must always be in place, it is a good idea to provide means for user evacuation without assistance of others. This will usually reduce the time to get to a safe place and reduce or prevent the risk to rescuers.



2250 S. Tejon St.,
Englewood, CO 80110
1-800-672-2222

MSA ANCHOR SLING 1/4" (6mm) STEEL CABLE

MODEL/PN: FP32675 LENGTH: 4' (1.2 m)

DATE OF MFG.: Month/Year

Made in U.S.A.

Compliance Standard: ANSI Z359.1-1992*

* when used according to instructions MBS 5000 lbs (22.2kn)

WARNINGS

- All potential users of this equipment and users management must read and understand the instructions fully. Failure to do so could result in serious injury or death. Call 1-800-661-3013 for additional application operation maintenance and inspection manual.
- Any unit which has seen fall arresting service should not be used after such service.
- Avoid sharp edges, corners, wedging and severe abrasion.

ADVERTISSEMENT

- Tous les usagers éventuels de ce matériel ainsi que les cadres dont ils relèvent devront lire et comprendre parfaitement les instructions. L'observation de cette règle pourrait entraîner une blessure grave ou la mort. Pour un manuel supplémentaire d'entretien d'exploitation et d'inspection, appeler le 1-800-661-3013.
- Ne jamais réutiliser un dispositif de sécurité qui a déjà servi pour retenir la chute.
- Éviter les bords tranchants, les angles, les coins et l'usure sévère.

Detailed Inspection and Maintenance

Model Number _____ Date Purchased _____

Inspection Date	Corrective Action Taken	Maintenance Performed
Inspection Items Noted		
Approved by		
Inspection Date	Corrective Action Taken	Maintenance Performed
Inspection Items Noted		
Approved by		

Warranty

Express Warranty – MSA warrants that the product furnished is free from mechanical defects or faulty workmanship for a period of one (1) year from first use or eighteen (18) months from date of shipment, whichever occurs first, provided it is maintained and used in accordance with MSA's instructions and/or recommendations. Replacement parts and repairs are warranted for ninety (90) days from the date of repair of the product or sale of the replacement part, whichever occurs first. MSA shall be released from all obligations under this warranty in the event repairs or modifications are made by persons other than its own authorized service personnel or if the warranty claim results from misuse of the product. No agent, employee or representative of MSA may bind MSA to any affirmation, representation or modification of the warranty concerning the goods sold under this contract. MSA makes no warranty concerning components or accessories not manufactured by MSA, but will pass on to the Purchaser all warranties of manufacturers of such components. THIS WARRANTY IS IN LIEU OF ALL OTHER WARRANTIES, EXPRESS, IMPLIED OR STATUTORY, AND IS STRICTLY LIMITED TO THE TERMS HEREOF. MSA SPECIFICALLY DISCLAIMS ANY WARRANTY OF MERCHANTABILITY OR FITNESS FOR A PARTICULAR PURPOSE.

Exclusive Remedy - It is expressly agreed that the Purchaser's sole and exclusive remedy for breach of the above warranty, for any tortious conduct of MSA, or for any other cause of action, shall be the repair and/or replacement, at MSA's option, of any equipment or parts thereof, that after examination by MSA are proven to be defective. Replacement equipment and/or parts will be provided at no cost to the Purchaser, F.O.B. Purchaser's named place of destination. Failure of MSA to successfully repair any nonconforming product shall not cause the remedy established hereby to fail of its essential purpose.

Exclusion of Consequential Damages - Purchaser specifically understands and agrees that under no circumstances will MSA be liable to Purchaser for economic, special, incidental, or consequential damages or losses of any kind whatsoever, including but not limited to, loss of anticipated profits and any other loss caused by reason of the non-operation of the goods. This exclusion is applicable to claims for breach of warranty, tortious conduct or any other cause of action against MSA.

For additional information, please contact the Customer Service Department at 1-800-MSA-2222 (1-800-672-2222).