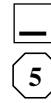
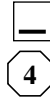
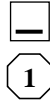




Mine Safety Appliances Company • P.O. Box 427 • Pittsburgh, PA 15230

SafEye Open Path Gas Detection - ATO Order Form

A-Safeye 200



1

Target Gas(es)

- 1 = Pure Methane Only
- 2 = General combustibles mixture (or pure ethane)
- 3 = Propane and / or butane

2

Application Type

- 1 = 3 to 13 Ft. (1-4 M)
- 2 = 10 to 39 Ft. (3-12 M)
- 3 = 33 to 131 Ft. (10-40 M)
- 4 = 98 to 295 Ft (30-90 M)
- 5 = 164 to 460 Ft. (50-140 M)

3

Mounting Hardware

- 0 = None
- 1 = Tilt Mount

4

Alignment Accessories

- 0 = None
- 1 = Telescope Kit

5

Calibration Options

- 0 = None
- 1 = Calibration filter & Mode Magnet

6

Enclosure Options

- A = Aluminum
- S = Stainless Steel

7

Custom Options

- 0 = None
- C = Custom