

A Guide to Air-Line Systems

Description

Type C Supplied-Air Respirators, more commonly referred to as air-line respirators, are designed to provide long-duration respiratory protection.

They generally consist of a full-facepiece or half-mask facepiece connected by an air-supply hose to an air source (either a compressor or bank of large air cylinders). When connected to the air source, the respirator delivers a supply of respirable air to the user.

Accessory equipment, such as pressure regulators, pressure relief valves, carbon monoxide monitors and filters for air compressors, may be necessary to ensure that the air is at the proper pressure and quality for breathing. Air quality must be Quality Verification Level Grade D or better as defined in ANSI Standard Z-86.1-1973 (Compressed Gas Association Specification G-7.1 Commodity Specification for Air).

Current air-line systems fall into two categories: **Pressure-Demand** and **Constant Flow**. The difference between the two is how the air is supplied.

Pressure-demand systems deliver air only when the user necessitates it. Thus, pressure-demand devices afford greater breathing efficiency.

In contrast, with a constant flow device, air flow to the respirator is continuous. However, because the air flow is continuous, constant flow air-line systems are generally used only with a compressor for a virtually unlimited air supply.

Type C Supplied-Air Respirators are approved by the National Institute for Occupational Safety and Health (NIOSH) for use in atmospheres not immediately dangerous to life and health (IDLH) or from which the wearer can escape without wearing the respirator.

“Not immediately dangerous to life and health” means any hazardous atmosphere which may produce physical discomfort immediately, chronic poisoning after repeated exposure, or acute adverse physiological symptoms after prolonged exposure. (42 CFR, Part 84 subpart A, 84.2(x)).

This limitation is necessary because the air-line respirator depends entirely on an air supply not carried by the wearer. Therefore, if the air hose were severed or crimped, or the air compressor failed, the air supply to the wearer would be shut off. The wearer would be without respiratory protection and might not be able to safely escape from an IDLH atmosphere.

Another limitation of air-line respirators is that the air-supply hose limits the wearer to a fixed distance from the air source. As an air-line respirator user, it is your responsibility to supply the respirator with breathable air—Grade D or better. The following pages show complete hook-ups of various air-line systems, both pressure-demand and constant flow, from the air source to the respirator. The following information is a guide designed to aid you in hooking up your own air-line system.

Pressure-Demand Air-Line Respirators

Pressure-Demand Air-Line Respirators are designed to maintain a slight positive pressure of air inside the facepiece whether the wearer is inhaling or exhaling. This helps prevent contaminants from seeping in around the facepiece, even if there should be small breaks in the face-to-facepiece seal.

Pressure-Demand Air-Line Respirators are designed specifically for non-IDLH toxic atmospheres. The exception is if the respirator is equipped with an egress cylinder of air to use during escape.

Pressure-Demand Air-Line Units require an air supply from an uncontaminated compressed-air source as stipulated in General Industry Safety and Health Regulations, Part 1910.134 (OSHA) with the delivered air conforming to at least Grade D of ANSI Standard Z86.1.

A common air source for pressure-demand systems is a cylinder of air (or bank of large air cylinders) which can be set up in remote sites that might otherwise be impossible to reach with a large stationary compressor.

Another air source option for pressure-demand respirators is a cylinder cascade system. A cascade system consists of several air cylinders joined together in a bank by means of coupler tees. Generally, the banks consist of three or more cylinders of either 244 cubic-feet or 330 cubic-feet-capacity. One or more workers can breathe from a cascade system.

If using a compressed air or a compressor system, each respirator generally requires 1.5 cfm per person and needs to maintain the inlet (working) pressure specified in the respirator instruction manual.

At a normal rate of consumption, a three-cylinder bank used with a pressure-demand unit will provide between 12 to 16.5 man-hours of air, depending on cylinder capacity.

MSA Pressure-Demand Air-Line Units Include:

PremAire® Air-Line Respirator System:

- with Escape Cylinder (for egress from IDLH atmospheres)
- with Vortex Tube (for suit-cooling applications)
- with Dual-Supply (to eliminate additional hose lengths)

PremAire® Cadet Respirator

PremAire® Cadet Escape Respirator

- with Escape Cylinder (for egress from IDLH atmospheres)

Constant Flow Air-Line Respirators

Constant Flow Air-Line Respirators also maintain a slight positive pressure of air inside the facepiece whether the wearer is inhaling or exhaling. This helps prevent contaminants from seeping in around the facepiece, even if there should be small breaks in the face-to-facepiece seal.

Constant Flow Air-Line Respirators maintain air flow at all times, rather than only on demand. Because of this, constant flow units almost always use a compressor as their air source. A constant flow unit would quickly exhaust the air from a cylinder or cascade system.

There are two types of Constant Flow Air-Line Respirators: one uses a tight-fitting facepiece; the other, a loose-fitting hood or helmet. Inlet air pressure must be able to maintain at least 4 cfm for a tight-fitting facepiece and 6 cfm for a loose-fitting hood.

The inlet pressure for Constant Flow Air-Line Respirators varies between 10-15 psig for low pressure systems and 35-40 psig for high pressure systems.

For Constant Flow Air-Line Hoods, the inlet pressure usually ranges between 10-15 psig and 85-100 psig, depending on the type. Also, depending on the inlet pressure, the length of approved air-supply hose for these systems is usually between 8-50 feet for low-pressure systems and 8-300 feet for high-pressure systems. Consult the instruction manual for your respirator to determine the specific inlet pressure and hose length.

MSA Constant Flow Respirators with Loose-Fitting Hoods Include:

- Versa-Hood™ Air-Supplied Hood

MSA Constant Flow Respirators with Tight-Fitting Facepieces Include:

- Constant Flow Air-Line Respirator
- Constant Flow Direct-Connect Air-Line Respirator
- Constant Flow Duo-Twin™ Air-Line Respirator
- Constant Flow Duo-Flo™ Air-Line Respirator
- Abrasi-Blast™ Supplied-Air Respirator

PremAire® Air-Supplied Respirator System



Fully Configured PremAire Manifold

PremAire System User's Guide

The PremAire System User's Guide provides a comprehensive core instruction manual covering the basic PremAire Supplied-Air Respirator, plus four sub-manuals covering each of the PremAire System options (escape cylinder, Duo-Twin, dual-supply and (vortex tube.) The User's Guide also includes an illustrated parts list, a quick-reference chart showing the various PremAire Respirator configurations available, and a hard-cover binder with tab pages to house and organize these materials.

All these manuals are available on our website: www.MSAnet.com

The PremAire Supplied-Air Respirator System is one of the most advanced air-line respirators available. Designed to provide the utmost in versatility, the modular system allows users to order the respirator configured for their specific application.

A lightweight mask-mounted regulator provides high air flow and responds quickly to changing breathing requirements.

The basic PremAire Respirator includes the patented manifold and can be upgraded with any of the three following options:

1. an Escape Cylinder that permits emergency escape from Immediately Dangerous to Life and Health (IDLH) atmospheres. (Please see Note 2 below ordering information.)
2. a Dual-Supply option that lets workers connect from one pressurized continuous air source to another without losing continuity of air flow.
3. a Vortex Tube option that delivers whole-body temperature control for added worker comfort.

The PremAire Respirator is a full-face, pressure-demand, Type-C supplied-air respirator with a patented waist-mounted manifold.

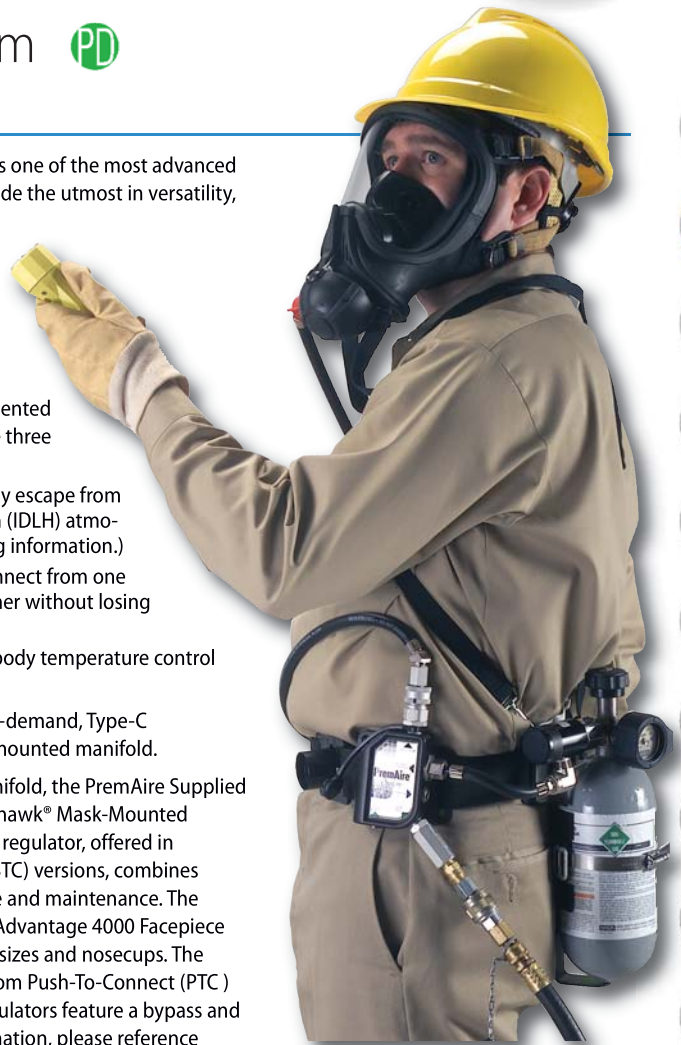
In addition to the flexibility offered by the manifold, the PremAire Supplied Air Respirator System is available with the Firehawk® Mask-Mounted regulator (MMR). This revolutionary 2nd-stage regulator, offered in push-to-connect (PTC) and slide-to-connect (STC) versions, combines user-friendly connections and unbeatable care and maintenance. The Ultra Elite Pressure-Demand Facepiece or the Advantage 4000 Facepiece with APR conversion capability offer choice of sizes and nose cups. The Firehawk® MMR Regulator lets users choose from Push-To-Connect (PTC) or Slide-To-Connect (STC) attachments. All regulators feature a bypass and choice of solid cover or purge. For more information, please reference Bulletin 0114-20 or call MSA Customer Service at 1-800-MSA-2222.

Traditional MSA Part Numbers

See the following page for Assemble-To-Order information. For customers who require faster delivery, the most popular PremAire system combinations can still be ordered with a traditional MSA part number. These units are always stocked in our warehouse and are ready to ship upon receipt of order. These assemblies come with a medium Hycar Ultra Elite Facepiece and nose cup with rubber harness. For these assemblies, Quick-Disconnects must be ordered separately (see p. 38; you need a male plug with female 1/4" NPT (column 2), and a female socket assembly (column 5).

Complete Assemblies with Firehawk STC Regulator

Complete Assembly w/ Firehawk STC, 5-minute 3AL aluminum cylinder, right-hip model, with case	10045164
Complete Assembly w/ Firehawk STC, 10-minute 3AL aluminum cylinder, right-hip model, with case	10045165



PremAire® Air-Supplied Respirator 

Escape Cylinder Kit (for rt hip)



Vortex Tube Kit



Dual-Supply Kit



Air-Line Filter Kit

PremAire System Upgrade Kits**Escape Cylinder Kits**

Includes carrier assembly, 1st stage regulator, hose and cylinder

Kit with Fully-wound Carbon Fiber Five-minute Cylinder, for Right Hip	800696
---	--------

Kit with Fully-wound Carbon Fiber Five-minute Cylinder, for Left Hip	800694
--	--------

Kit with Fully-wound Carbon Fiber Ten-minute Cylinder, for Right Hip	800697
--	--------

Kit with Fully-wound Carbon Fiber Ten-minute Cylinder, for Left Hip	800695
---	--------

Vortex Tube Kits

Kit with 6" Hose, Cool-Only Version	800706
-------------------------------------	--------

Kit with 6" Hose, Warm/Cool Version	800710
-------------------------------------	--------

Kit with 12" Hose, Cool-Only Version	801012
--------------------------------------	--------

Kit with 12" Hose, Warm/Cool Version	801014
--------------------------------------	--------

Dual-Supply Kit

Includes 8-inch extension hose, less quick-disconnect assembly	800044
--	--------

Includes 15-inch extension hose, less quick-disconnect assembly	800986
---	--------

PremAire Air-Line Filter Kit

Filter Kit	811940
------------	--------

Replacement filter element and gasket	811984
---------------------------------------	--------

Replacement PremAire Respirator Facepieces**Ultra Elite® Facepieces for Firehawk PTC MMR**

With nosecup. Non-NFPA.	Small	Medium	Large
Hycar, with rubber head harness	10037650	10037648	10037652
Hycar, with EZ-Don head harness	10037651	10037649	10037653
Hycar, with Speed-ON head harness	10043419	10043415	10043433
Silicone, with rubber head harness	10043417	10043413	10043431
Silicone, with EZ-Don head harness	10043418	10043414	10043432
Silicone, with Speed-ON head harness	10043430	10043416	10043434

Ultra Elite Facepieces for Firehawk STC MMR

With nosecup. Non-NFPA.	Small	Medium	Large
Hycar, with rubber head harness	—	10039982	—
Silicone, with rubber head harness	—	10039983	—

Advantage® 4000 Facepieces for Firehawk PTC MMR

With nosecup. Non-NFPA.	Small	Medium	Large
Hycar, with rubber head harness	10075911	10075905	10075917
Hycar, with net head harness	10075915	10075909	10075921
Silicone, with rubber head harness	10075910	10075904	10075916
Silicone, with net head harness	10075914	10075908	10075920

Other Replacement Parts

Replacement carrying case	813805
---------------------------	--------

PremAire Replacement Cylinder and Valve Assemblies

5-minute aluminum (2261 psi)	5-minute carbon fiber (3000 psi)	10-minute aluminum (3000 psi)	10-minute carbon fiber (3000 psi)
818159	10042420	802191	10042423

PremAire® Cadet Supplied-Air Respirator 

The PremAire Cadet Respirator is a pressure-demand, Type-C, supplied-air respirator with a mask-mounted regulator that responds quickly to wearer's changing breathing requirements. The respirator can serve as a basic air-supplied device, or it can be easily upgraded to the versatile, state-of-the-art PremAire System. Designed for a variety of applications, PremAire Cadet Respirators can be used in non-IDLH (Immediately Dangerous to Life or Health) environments only. Operating inlet pressure is 60-100 psig. NIOSH approved.

Complete Assemblies

All listed configurations include: Ultra Elite facepiece (medium size, Hycar, rubber head harness) or Advantage 4000 facepiece (medium size, Hycar, net head harness) with Push-To-Connect Firehawk MMR and nylon belt assembly.

Hose	Fittings	Ultra Elite Facepiece	Advantage 4000 Facepiece
30" IP (intermediate pressure)	None	10054790	10081100
30" IP (intermediate pressure)	Snap-Tite AL	10054793	10081098
42" IP (intermediate pressure)	None	10054791	10081171
42" IP (intermediate pressure)	Snap-Tite AL	10054792	10081099

Note: See page 38 to order quick-disconnects for use with the PremAire and PremAire Cadet Systems (column 2 for the plug and column 3 for the socket assembly).

PremAire® Cadet Escape Respirator— Combination Supplied-Air Respirator with Escape Cylinder



Size, Simplicity, and Economy

The PremAire Cadet Escape Respirator is designed to be versatile, comfortable, and affordable. A streamlined new design offers a first-stage regulator and cylinder valve within one assembly, creating a very small size and profile that is less likely to snag when working in tight places.

Low-profile escape cylinders can be worn on either the right or left hip. The Ultra Elite Pressure-Demand Facepiece or Advantage 4000 Facepiece with APR conversion capability offer choice of sizes and nose cups. The Firehawk® MMR Regulator let users choose from Push-To-Connect (PTC) or Slide-To-Connect (STC) attachments. All regulators feature a bypass and a choice of solid cover or purge.

The economical PremAire Cadet Supplied-Air Respirator with Escape Cylinder is a cost-effective respiratory protection solution for many industries. For ordering ease and flexibility, these systems will be sold as part-numbered kits or through MSA's Assemble-To-Order (ATO) System. The PremAire Cadet Supplied-Air Respirator with Escape Cylinder is NIOSH-approved as a combination supplied-air respirator and self-contained breathing apparatus.

Features and Benefits

- New one-piece first-stage regulator and cylinder valve;
 - *Combination cylinder valve and first stage pressure reducer*
 - *Very small size and profile*
 - *Regulator uses many of same parts as MSA FireHawk SCBA*
- Regulator body protects cylinder gauge – no need for rubber gauge guard, reduces size!
- Choice of cylinder hip placement allows workers freedom and versatility
- Two harness materials:
 - *Standard Nylon-ideal for chemical resistance*
 - *Kevlar-ideal in high heat environments or in areas with potential for sparks*
- Two attachments for keeping cylinder secure on belt
 - *Sturdy metal cylinder support bands*
 - *Nylon or Kevlar cylinder bags available for carbon fiber cylinders*
- Shoulder support strap incorporates hose keeper; regulator hose stays in place close to body, reduces chance of snagging
- Bracket/holder for second stage pressure regulator

Applications

Chemical and petrochemical
Hazardous materials
Confined space entry
Firefighting operations

PremAire Cadet Combination Supplied-Air Respirator System with Escape Cylinder Assemble-To Order Matrix

Type	Carrier & Harness Type	Pad Option	Escape Cylinder	MMR Regulator	Facepiece	Nosecup	Head Harness	Quick Disconnect	Case
PC PremAire Cadet Escape	1 Nylon, strap carrier, standard	0 None 1 Shoulder	A 5-minute aluminum	A Firehawk, Push-To-Connect, solid cover	A None	0 None	0 None	0 None	0 None
			B 10-minute aluminum	C Firehawk, Slide, solid cover	B Ultra Elite, Hycar, small	1 Ultra Elite, medium	1 Rubber	A Snap-Tite, aluminum	1 Hard plastic case
			C 5-minute carbon	Firehawk slide regulators not compatible with Advantage 4000 facepiece	D Ultra Elite, Hycar, large	2 Ultra Elite, large	2 Net	B Snap-Tite, stainless steel	
			D 10-minute carbon		E Ultra Elite, silicone, small	Nosecup standard with Advantage 4000 facepiece	C Snap-Tite, brass		
	E 15-minute carbon	F Ultra Elite, silicone, medium	D Hansen, stainless steel						
	F Ultra Elite, silicone, large	G Ultra Elite, silicone, large	E Hansen, brass						
	H Advantage 4000, Hycar, small	H Advantage 4000, Hycar, medium	F Foster, steel						
	J Advantage 4000, Hycar, medium	K Advantage 4000, Hycar, large	G Foster, stainless steel						
	L Advantage 4000, silicone, small	M Advantage 4000, silicone, medium	H Foster, brass						
	M Advantage 4000, silicone, medium	N Advantage 4000, silicone, large	J Snap-Tite, locking, aluminum						
	N Advantage 4000, silicone, large		K Snap-Tite, locking, stainless steel						
			M Snap-Tite, locking, brass						
			N Foster, locking, stainless steel						
			P Cejn, chrome						

Aluminum escape cylinders are not compatible with bag carriers

Duo-Twin™ Respirators and Duo-Flo™ Respirators



Above: Duo-Twin Respirator
Below: Duo-Twin Plug



Duo-Twin Respirator

The Duo-Twin Respirator comes in a Constant-Flow version; Constant-Flow respirators are normally used where an ample air supply is available, such as that provided by an air compressor. The MSA Duo-Twin Respirator features an air-purifying cartridges, which also protect against a variety of contaminants. If the air supply should ever fail on the Constant-Flow unit, the user is automatically protected by the air-purifying cartridge.

This product is popular in the pharmaceutical, chemical, petrochemical, and nuclear industries. This MSA respirator should not be used in atmospheres containing less than 19.5% oxygen. NIOSH approved.

Duo-Twin Respirator

Complete Assembly*

Complete with facepiece, breathing tube, adapter assembly/regulator, web belt and Foster steel plug and socket assembly.

Constant Flow Duo-Twin Respirator	484087
-----------------------------------	--------

Duo-Twin Plug

Allows conversion of a Duo-Twin facepiece to a Twin-Cartridge Respirator.

Duo-Twin Plug	486637
---------------	--------

* Cartridges must be ordered separately. See page 15 for ordering information.

Duo-Flo Respirator

The Duo-Flo Respirator comes in a Constant-Flow version; Constant-Flow Respirators are normally used where an ample air supply is available, such as that provided by an air compressor. Duo-Flo Respirators use the MSA Ultra Filter, a compact round filter cartridge that has a large effective filter area to provide low-breathing resisting. This cartridge has a P100 classification. Duo-Flo Respirators are popular in the pharmaceutical, chemical, petrochemical, and nuclear industries. This MSA respirator should not be used in atmospheres containing less than 19.5% oxygen. NIOSH approved.



Constant-Flow Duo-Flo Respirator



Ultra Filter P100 cartridge

Duo-Flo Respirators

Complete Assemblies (one P100 Ultra Filter is included)

Constant Flow Duo-Flo Respirator w/full-face Ultravue Facepiece	466095
Constant Flow Duo-Flo Respirator w/full-face Advantage 4000 Facepiece	10091952

Replacement Cartridges for Duo-Flo Respirators

Round Ultra Filter Cartridge, box of 6	10010420
Round Ultra Filter Cartridge, box of 50	10010421

Abrasi-Blast™ Supplied-Air Respirator 

The Abrasi-Blast Respirator provides respiratory and upper body protection for workers in shipbuilding, the construction industry, utilities, and other applications where blasting with abrasives is performed.

A complete Abrasi-Blast Respirator is made up of a hood, facepiece with lens housing, breathing tube, cover lens cartridge assembly, flow-control device, approved air-supply hose, and support belt.

During blasting operations, the lens of the Abrasi-Blast Respirator is protected by 2 to 4 flat glass cover lenses mounted in a special foam material. Each cover lens is removed by integral pull tabs when it becomes so abraded that vision is reduced. There is no need to stop to change lenses, as is necessary with most conventional blasting hoods. Approved by NIOSH.

For more complete information, see Bulletin 0112-37.

Complete Assemblies with Hypalon Hood

Includes one lens cartridge consisting of four 0.06-inch untempered glass cover lenses, flow control device, Snap-Tite aluminum quick-disconnect fitting, adjustable valve-connector body, facepiece (medium) with dual exhalation valves and lens housing, breathing tube, web belt, and air-hose connector.

Inlet Pressure Range	Hypalon Hood with Collar	
	Waist-Length	Shoulder-Length
10-15 psi	468716	468720
35-40 psi	468718	468722
Abrasi-Blast Duo-Flo	478116	478117

Lens Cartridges (contains 12 cartridges per carton)

Description	Recommended use	Part No.
0.06-in thick, untempered lens (4 lenses in each cartridge)	light blasting	473238
0.06-in thick, tempered lens (4 lenses in each cartridge)	light blasting plus added protection against glass breakage	473240
0.09-in thick, untempered lens (3 lenses in each cartridge)	medium blasting	473798
0.09-in thick, tempered lens (3 lenses in each cartridge)	medium blasting plus added protection against glass breakage	473800
0.12-in thick, untempered lens (two layers laminated) (2 lenses in each cartridge)	heavy blasting	473802
0.12-in thick, untempered lens (two layers laminated) (3 lenses in each cartridge)	heavy blasting	481742

Hood Options

	Hypalon	Duck Cloth	Neoprene	Knit Back/ Hypalon Front
Waist-length	468724	480697	486303	—
Chest-length	—	480699	—	—
Shoulder-length	468725	—	486304	486329

Note: The Abrasi-Blast Respirator is available with a duo-flow option. Please call MSA Technical Support for complete ordering information.

Note: Assemblies can be specially ordered with different options.

Constant Flow Air-Line Respirator



Constant Flow Air-Line Respirator with Advantage 4000 Facepiece



Constant Flow Air-Line Respirator with Ultravue Facepiece



Constant Flow Air-Line Respirator with Comfo Facepiece



Constant Flow Air-Line Respirator with Ultra Elite Facepiece



Constant Flow Air-Line Respirator with Welder's Comfo Facepiece

Constant Flow Air-Line Respirators are designed to maintain a slight positive pressure of air inside the facepiece, whether the wearer is inhaling or exhaling. This helps to prevent contaminants from seeping in around the facepiece, even if there should be small breaks in the face-to-facepiece seal. The complete respirator assembly is available with Advantage 4000, Ultravue or Ultra Elite Full Facepiece, Comfo Half-Mask Facepiece, or Comfo Welder's Facepiece; breathing tube; web support belt; and air-flow control valve with quick-disconnect assembly. The Constant Flow Respirator is used in non-IDLH environments. NIOSH approved.

For more complete information, see Bulletin 0112-38.

Complete Assemblies

Choose facepiece, control valve, and quick-disconnect assembly. Comes with breathing tube and a web support belt. For optional PVC belt, see Accessories on page 40.

Quick-Disconnect	Advantage 4000 Facepiece	Ultra Elite Facepiece	Ultravue Facepiece	Comfo Facepiece	Welder's Comfo Facepiece
High-Pressure Control Valve (35-40 psig inlet pressure for 8-300 ft of hose)					
Snap-Tite aluminum	10088132	810829	460863	460865	460862
Foster steel	10088134	810831	461717	480466	480600
Hansen brass	10088136	†	486258	†	†
CEJN Locking chrome-plated brass	10088135	810832	480629	480631	480671
Low-Pressure Control Valve (10-15 psig inlet pressure for 8-50 ft of hose)					
Snap-Tite aluminum	10088107	806775	463300	463302	463281
Foster steel	10088109	806776	480472	480474	480468
Hansen brass	10088121	806779	484836	484837	†
CEJN Locking chrome-plated brass	10088110	806777	480637	480639	480645
With Cool-only Vortex					
Snap-Tite aluminum	N/A	†	494439	495462	N/A
With Warm/Cool Vortex					
Snap-Tite aluminum	N/A	†	495785	†	N/A
Direct-Connect for 3/8" Airline					
Snap-Tite aluminum	N/A	806791	488073	488077	488081
Foster Steel	N/A	806792	488074	488078	488082
Cejn Chrome Locking	N/A	806793	488075	488079	488083
Direct-Connect for 1/2" Airline					
Snap-Tite aluminum	N/A	806795	488089	488091	488093
Cejn Chrome Locking	N/A	806796	488090	488092	488094

Note: Facepieces can also be ordered in silicone instead of Hycar rubber. Three sizes of facepieces are available. For belts, MSA Air-Supply Hose and other accessories, see pages 39-40. For separate quick-disconnect plugs and sockets, see page 38. See page 37 for typical Pressure Demand Air-Line and Constant Flow Air-Line Systems setup.

† Available by special order only. High-pressure control valves are also available with the following special order quick-disconnects: Snap-Tite brass or stainless steel, Foster brass, and Hansen brass, or stainless steel. Low-pressure control valves also available with: Snap-Tite brass or stainless steel, Foster brass, Hansen brass, and Duff-Norton brass. Please call your nearest MSA distributor for complete ordering information.

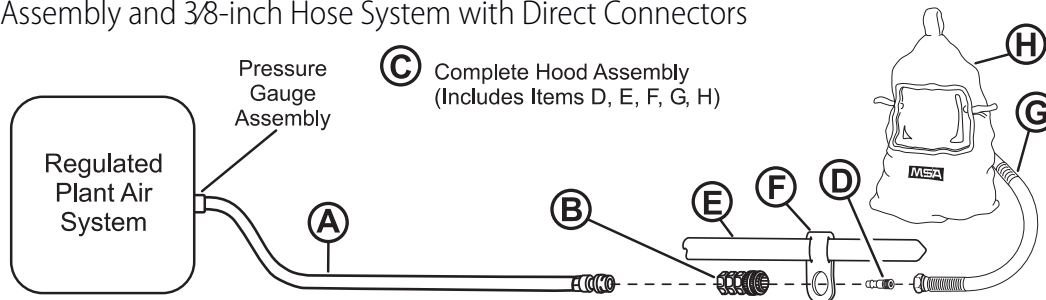
Versa-Hood™ Air-Supplied Hood CF



The Versa-Hood Air-Supplied Hood is an inexpensive hood respirator which may be used anywhere a Type-C air-supplied hood is required. This versatile hood is available in two lengths (shoulder- and waist-length) and two materials (Tyvek and Saranex). All Versa-Hood respirators can be used with either a plant air system or personal air compressor.

When head protection is needed, a special three-point Velcro system secures the hood to an MSA V-Gard Cap. The hood suspensions (basic or ratchet versions) are easily adjustable and stable, minimizing the need for a chin strap. The hood is designed to be disposable, thus eliminating the need for cleaning, and a twin-lens system extends the life of the hood. MSA also offers a package of ten replacement lenses. An air-distribution system keeps the lens fog-free. NIOSH certified. For more complete information, see Data Sheet 01-02-01.

Versa-Hood Assembly and 3/8-inch Hose System with Direct Connectors



Versa-Hood Assembly and 3/8-inch Hose System w/Direct Connectors

Air-Supply Hose— see page 39 (A)

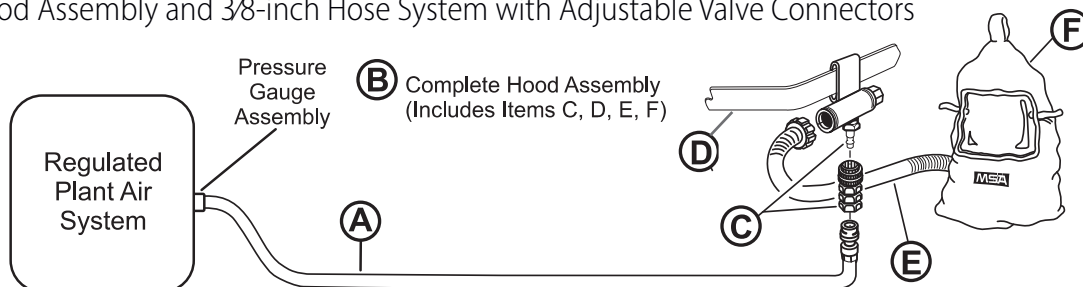
Socket assembly for 3/8-inch hose system (B) - Snap-Tite	455019
Socket assembly for 3/8-inch hose system (B) - Foster	467044
Complete Hood Assembly (C) (with Tyvek Hood), shoulder length, Snap-Tite aluminum plug	484689
Complete Hood Assembly (C) (with Tyvek Hood), shoulder length, Foster steel plug	484690
Complete Hood Assembly (C) (with Tyvek Hood), waist length, Snap-Tite aluminum plug	484693
Complete Hood Assembly (C) (with Tyvek Hood), waist length, Foster steel plug	484694

Hood Assembly Components

Male plug, Snap-Tite (D)	66273
Male plug, Foster	56549
Hood hose (X-inch NPT) (G)	482702
Shoulder-length Tyvek hood (H)	482612
Waist-length Tyvek hood	482610
Belt holder (F)	482618
PVC support belt (E)	473902

Note: This Versa Hood Assembly would typically require a compressor that puts out between 10 to 12 cfm per person at 10 to 40 psi. Required inlet pressure is based on airline hose length.

Versa-Hood Assembly and 3/8-inch Hose System with Adjustable Valve Connectors



Please call your nearest MSA Distributor for complete ordering information

For airline hose, please see page 39.

Versa-Hood Assembly and 3/8-inch Hose System with Adjustable Valve Connectors

(requires a compressor output of 10 to 12 cfm per person at 55 to 60 psi)

Air-Supply Hose— see page 39 (A)

Complete Hood Assembly (B) (with Tyvek Hood)	Shoulder Length	Waist Length
Adj. valve connector w/ Snap-Tite Quick-Disconnect	482823	482827
Adj. valve connector w/ Foster Quick-Disconnect	482824	482828
Cool-only vortex less Quick-Disconnect	494425	494427
Warm/cool vortex less Quick-Disconnect	495782	—

Hood Assembly Components

Adj. valve connector for 3/8-in hose system, Foster (C)	471814
Adj. valve connector for 3/8-in hose system, Snap-Tite	460814
Hood hose w/ coupling nut for adj. valve connector (E)	482703
Shoulder-length Tyvek hood (F)	482612
Waist-length Tyvek hood	482610
PVC support belt (D)	473902

Vortex Tube Assemblies - for use with plant air systems ONLY

Warm/Cool vortex, less Quick-Disconnect (requires 25 cfm at an inlet pressure between 85 to 120 psi based on hose length)	495701
Cool only vortex, less Quick-Disconnect (requires 15 cfm at an inlet pressure between 75 to 90 psi)	494392

Portable Air-Supply Systems



Low-Pressure Configuration

The TransportAir™ System

The TransportAir System is available in two versions: one for high-pressure cylinders and one for low-pressure cylinders. Both versions consist of an impact-resistant handle with urethane-coated nylon straps that fit around a standard MSA SCBA air cylinder (purchased separately), a regulator, and a regulator-to-hose adapter. An Audi-Larm device is provided standard on the high-pressure system and is available as an option for the low-pressure system. Both systems are designed for use with MSA supplied-air respirators equipped with a dual-supply option.

A major advantage of the dual-supply option is improved mobility; workers need not remain tethered to a single air-supply hose throughout a work period.

For more complete information, see Bulletin 0114-21.



PortAir System with cart

The PortAir® System

The PortAir System holds two standard SCBA air cylinders to provide firefighters, industrial personnel, confined-space workers, and others with a portable, compressed-air source any time an air-line device is required.

Designed for use with MSA pressure-demand supplied-air respirators, including dual-purpose self-contained breathing apparatus (SCBA), the PortAir System consists of a compact air-pressure regulating system housed in a lightweight, yet durable, anodized aluminum frame.

For more complete information, see Bulletin 0114-21.

Air Supply Systems

TransportAir Portable Air-Supply System—Low-Pressure

TransportAir Assembly complete with Cylinder Carrier, Regulator, and Regulator-to-hose Adapter	816693
--	--------

Option

Low-Pressure Audi-Larm Assembly	85078
---------------------------------	-------

TransportAir Portable Air-Supply System—High-Pressure

TransportAir Assembly complete with Cylinder Carrier, Regulator and Regulator-to-hose Adapter, and High-Pressure Audi-Larm	812217
--	--------

PortAir Portable Air-Supply System

PortAir Portable Air-Supply System with Audi-Larm low-pressure warning device, high-pressure regulator, and carrying frame with air-supply hose* retainer (cylinders and air-line hose not included)	807052
--	--------

Quick-Fill Kit	807053
----------------	--------

Wheeled Cart for PortAir Portable Air-Supply System	10017089
---	----------

Air Supply Hose*

8-ft Coiled Nylon Hose	491513
------------------------	--------

*For complete listing of air-supply hose, see page 39. For quick-disconnect fittings, see page 38.



MSA carbon-wrapped cylinders

Cylinders

Cylinder Type	NIOSH service life rating	Pressure	Weight (empty)	Part No.
L-30* Carbon-Wrapped	30-minute	2216 psig	8 lb. 0 oz.	807586
L-30+* Carbon-Wrapped	30-minute	3000 psig	9 lb. 8 oz.	816115
H-30* Carbon-Wrapped	30-minute	4500 psig	7 lb. 4 oz.	807587
H-45* Carbon-Wrapped	45-minute	4500 psig	0 lb. 7 oz.	807570
H-45 Low-Profile* Carbon-Wrapped	45-minute	4500 psig	9 lb. 10 oz.	10035644
H-60* Carbon-Wrapped	60-minute	4500 psig	11 lb. 12 oz.	807588
Fiberglass Hoop-Wound	30-minute	2216 psig	13 lb. 0 oz.	469619
Aluminum	30-minute	2216 psig	18lb. 0 oz.	809872

All weights shown are approximate.

*These cylinders are capable of custom options.

TransAire® 5, TransAire® 10, and Custom Air V® Escape Respirators



Quick Escape from IDLH Atmospheres

When you need to bail out quickly, the TransAire 5 and TransAire 10 Escape Respirators deliver a consistent air supply at 40 lpm (liters per minute). This standard-flow rate makes for a smooth escape in normal aerobic escape applications. The TransAire 10 Escape Respirator is pressurized to 3000 psig, and the TransAire 5 Escape Respirator is pressurized to 2216 psig. The compact units employ aluminum cylinders that can withstand exposure to temperatures from 0° to 160°F. Despite their durability, the units are extremely lightweight.

The Custom Air V Escape Respirator is designed with a high flow rate and meets stringent air flow requirements for extremely aerobic escape applications. It provides a five-minute, constant air flow at 72 lpm and is available with either an aluminum or a carbon fiber cylinder.

TransAire and Custom Air V Complete Assemblies

TransAire 5 Escape Respirator complete (includes aluminum cylinder, carrier, hood tube, hood assembly)	10008292
TransAire 10 Escape Respirator complete (includes aluminum cylinder, carrier, hood tube, hood assembly)	10008293
TransAire 10 Escape Respirator complete (includes fully-wound carbon fiber cylinder, carrier, hood tube, hood assembly)	10083327
Custom Air V Escape Respirator complete (includes fully-wound carbon fiber cylinder, carrier, hood tube, hood assembly)	484353
Custom Air V Escape Respirator complete (includes aluminum cylinder, hood tube, hood assembly)	802197

Accessories

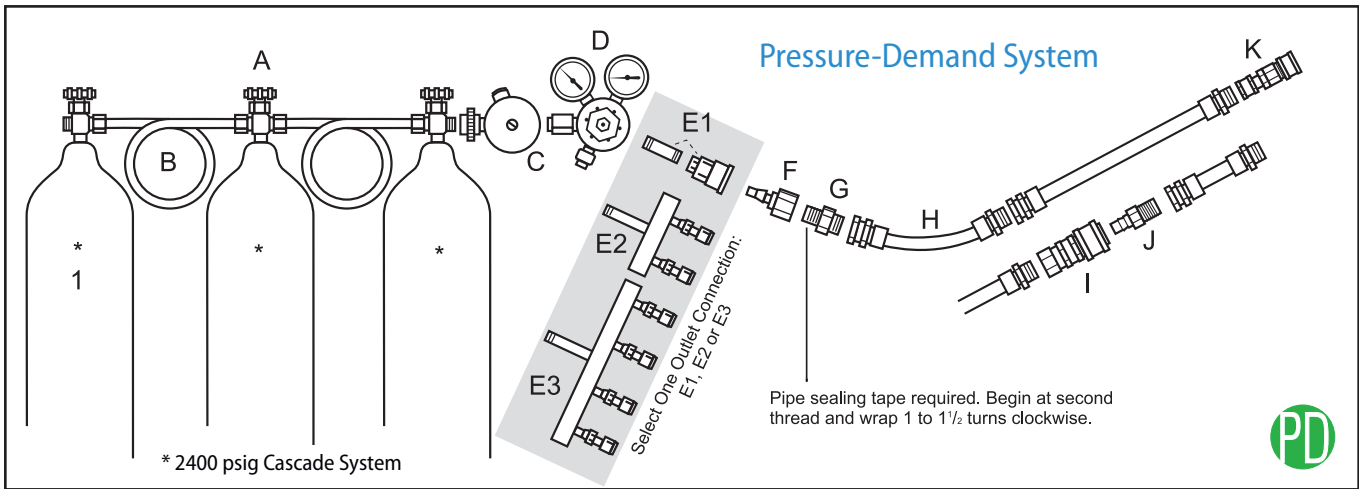
Single-unit wall-mounting case	696192
Two-unit wall-mounting case	696193
Single unit carrying case, yellow polyethylene, with handle, for all escape respirators	10012530



Two unit and single unit wall mounting case - chemical resistant ABS plastic case resist weathering, moisture, and corrosion to ensure escape respirators stay in ready-to-use condition.

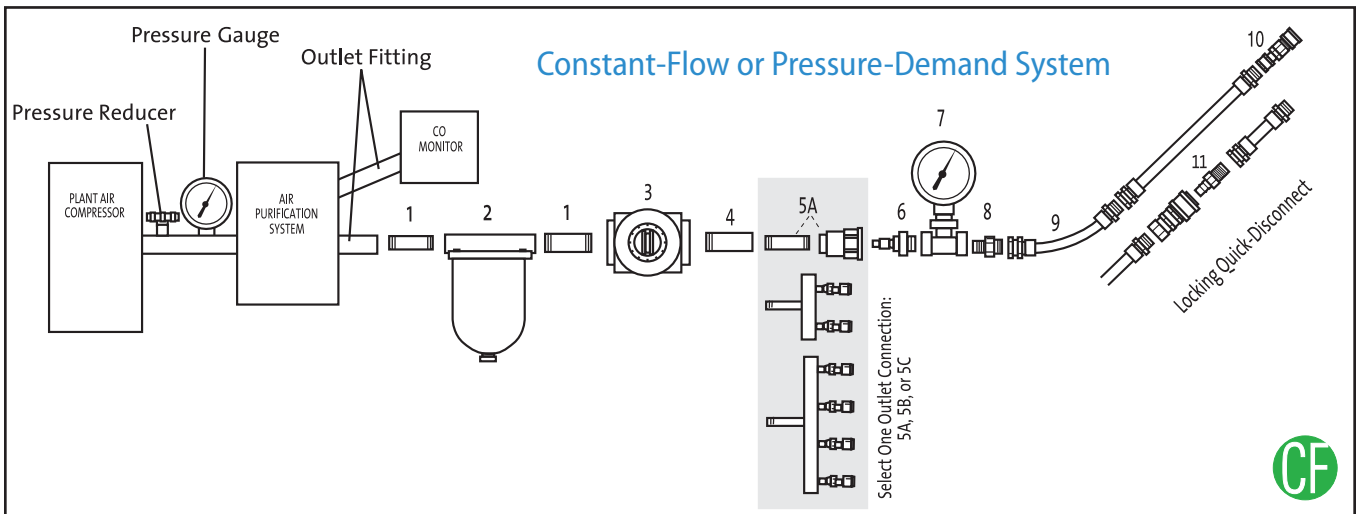
Single unit carrying case

Typical Air-Line Systems



Note: DO NOT use teflon sealing tape on straight threaded connections with O-ring seals.

Note: Cascade cylinders are not normally used with a constant-flow system due to excessive air usage—one large (300 cu ft) cylinder would last one working person only about 15 minutes. Therefore, using cascade cylinders with a pressure-demand system is recommended.



Pressure-Demand System

	Description	Page	Page 38 Column No.
A	Tee Block	39	—
B	Air Pigtail	39	—
C	Audi-Larm	39	—
D	Press. Regul.	40	—
E1	Female Socket	38	1
E1	Nipple - part no. 459867	—	—
E2-3	Manifolds	39	—
F	Male Plug	38	2
G	3/4" NPT Male x 1/4" NPT Male	38	3
H	MSA Air Hose	39	—
I	Quick Disconnect (Female)	38	Yellow Chart
J	Quick Disconnect (Male)	38	Yellow Chart
K	Female Socket	38	5

Constant-Flow System






	Description	Page	Page 38 Column No.
1	Nipple-DBL male 1/2" NPT - part no. 68833	—	—
2	Filter	39	—
3	Regulator	40	—
4	Bushing-1/2" male NPT x 1/4" female NPT - part no. 625528	—	—
5A	Nipple-DBL male 1/4" NPT - part no. 459867	—	—
5A	Female Socket	38	1
5B/C	Manifolds	39	—
6	Male Plug	38	4
7	Inlet Gauge	39	—
8	3/4" NPT Male x 1/4" NPT Male Union Adapter	38	3
9	MSA Air Hose	39	—
10	Female Socket	38	5
11	Quick Disconnect	38	Yellow Chart

Quick-Disconnects for Air-Line Respirators and Air-Supplied Hoods

Quick-disconnect assemblies connect air-supply hoses to the manifold and to the air source. If you want to use a quick-disconnect to interconnect lengths of air supply hose, you must use a locking-type quick disconnect—specifically,

the locking quick disconnects listed in the yellow box at the bottom of this page. For more complete information, see the Pocket Guide to Air-Line Systems (Bulletin 0114-14-MC).

Quick-Disconnects and Adapters AL-Aluminum; S-Steel; SST-Stainless Steel; BR-Brass

QUICK-DISCONNECT TYPE	Interchangeability	1  Female Socket 1/4" NPT	2  Male Plug w/Female 1/4" NPT	3  Union Adapter 1/4" NPT x 3/4" UNF	4  Male Plug w/Male 1/4" NPT (used when connecting Inlet Pressure Gauge)	5*  Female Socket Assy. (used to connect Air-Supply Hose to Male Plug on Respirator)
Snap-Tite (AL)	C	66272	66274	69542	66273	455019
Snap-Tite (SST)	C	629673	629672	808358	629671	471778
Snap-Tite (BR)	C	630305	630307	69542	630306	471777
Duff-Norton (BR)	—	630308	630310	69542	630309	471780
Hansen (SST)	A	628768	628208	808358	473502	471779
Hansen (BR)	D	630311	630313	69542	630312	471501
Foster (S)	B	628770	55716	69542	56549	467044
Foster (SST)	B	636459	636460	808358	—	801016
Foster (BR)	A	629980	629981	69542	473501	470194
Schrader (S)	B	See Foster(S)	See Foster(S)	See Foster(S)	See Foster(S)	See Foster(S)
CEJN Locking (Chrome-Plated—BR)	E	631870	479026	69542	479020	479001
CEJN Locking (Chrome)	E	—	479026	69542	479020	476956
Snap-Tite Locking (AL)	F	—	479027	69542	—	479032
Snap-Tite Locking (SST)	F	—	479028	808358	479022	479033
Snap-Tite Locking (BR)	F	—	479029	69542	479023	479034
Foster Locking (SST)	D	636473	637851	808358	—	800805

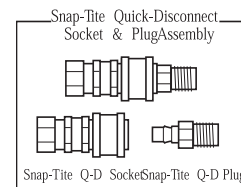
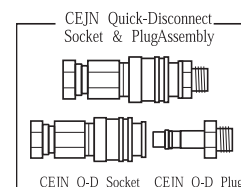
† Fittings with the same letter code are interchangeable.

* Socket assy consists of socket from column 1 and brass union adapter P/N 69541 (1/4" female x 3/4" npt male). Exception: All SST fittings have SST Union P/N 808360.

Locking Quick-Disconnects

Locking quick-disconnects must be used to interconnect lengths of MSA Air-Supply Hose. For most systems, you can use up to 12 sections of hose to make up the maximum length.

CEJN Locking Quick-Disconnect Assembly, Socket and Plug (Chrome)	479009
CEJN Locking Female Quick-Disconnect Socket (Chrome)	476956
CEJN Locking Male (w/ Male 3/4" NPT) Quick-Disconnect Plug (Chrome)	476955
Snap-Tite Locking Quick-Disconnect Assembly, Socket and Plug (AL)	479010
Snap-Tite Locking Female Quick-Disconnect Socket (AL)	479032
Snap-Tite Locking Male (w/ Male 3/4" NPT) Quick-Disconnect Plug (AL)	479015
Snap-Tite Locking Quick-Disconnect Assembly, Socket and Plug (SST)	479011
Snap-Tite Locking Female Quick-Disconnect Socket (SST)	479033
Snap-Tite Locking Male (w/ Male 3/4" NPT) Quick-Disconnect Plug (SST)	479016



A Pocket Guide to Air-Line Systems

This pocket-size booklet shows complete hook-ups of the various MSA air-line systems, both constant flow and pressure demand, from the air source to the respirator connection. Below each illustration, the individual parts of the system are identified by title and part number. The reader is then referred to other pages in the guide for more information about the specific MSA components. To order your copy, request Bulletin 0114-14-MC.



Air-Line Respirator Accessories

Approved Air-Supply Hose

Air-Supply Hose Temperature Ranges

Neoprene	PVC	Nylon
-25° to 212°F	32° to 120°F	0° to 160°F

MSA 3/8-inch ID Air-Supply Hose is available in smooth, reinforced, lightweight polyvinylchloride (PVC); chemical-resistant black neoprene; or smooth, coiled nylon. Must be used with respirators in this section to maintain NIOSH certifications. Quick-Disconnects are sold separately (see p. 38).



Air-Supply Hose

Material	Hose Coupling	100ft	50ft	25ft	15ft	8ft
Neoprene	Brass	—	455022	455021	455020	481071
Neoprene	Stainless Steel	—	481080	481079	481078	481077
PVC	Brass	484225	471513	471512	471511	481051
PVC	Stainless Steel	—	481060	481059	481058	481057
Coiled Nylon	Brass	—	474043*	491515*	491514*	491513*
Hose Reel - 50 feet (includes 50 ft of 3/8" neoprene hose P/N 455022)						72444

* Recommended usable length, 4-25 ft.

Cascade System Accessories

The following components are used to assemble a 2400 psi cascade system, which consists of a bank of respirable-air cylinders (user-supplied) that supply a flow of air to dual-purpose air masks, or other pressure-demand air-supplied respirators. Air-supply hoses are listed separately at right.



Cascade System Accessories

Audi-Larm™ Warning Device, low-pressure (CGA 346), 0–3000 psig	85078
Audi-Larm™ Warning Device, high-pressure (CGA 347), 0–5500 psig	492307
Air Coupler Tee – low-pressure CGA 346, 0–3000 psig	68850
Air Pigtail – low-pressure CGA 346, 0–3000 psig	68851
Air Cylinder Pressure Regulator, dual-gauge, 0-3000 psig	68858
High-Pressure Air Cylinder Regulator, dual-gauge, 0-5500 psig	633352
Male Air-supply Hose Adapter for Foster Quick-Disconnects (for PVC hose)	55716
Union Adapter (required to attach male plug)	69542

Breathing Air Distribution System

This system filters, regulates and distributes plant air to as many as four air-line respirator users. A sealed, rugged, stainless steel case prevents contamination of interior components. External controls allow water condensation to be drained from the filter bowl and the manifold pressure to be adjusted. Caution: The system does not remove carbon monoxide. Only Grade D quality air should be used as input.



Breathing Air Distribution System

Breathing Air Distribution System, less quick-disconnects (must be ordered separately)	488113
"Toolbox" Carrying Handle Bar	488118

Portable Air Filter and Regulator ("Black Box")

This system contains an airline filter, pressure regulator and a 4-outlet manifold in a lightweight aluminum case. For use with inlet pressures up to 125 psig. The outlet pressure is adjustable from 10 to 125 psig. The manifold comes with Snap-Tite (AL) quick-disconnects.



Portable Air Filter and Regulator

Portable Air Filter and Regulator	92760
-----------------------------------	-------

Manifolds

Required when using multiple (2–4) respirators from a single air source; some of these manifolds have quick-disconnect assemblies with automatic shut-off outlets. Note: Gauge required when greater than 10' between airline point of connection and the regulator.



Manifolds

No. of Outlets	Foster Quick-Disconnect	less Quick Disconnect
4	47370	488914
2	84416	84418

Inlet Pressure Gauge

MSA offers an inlet pressure gauge that enables a user to check pressure at the inlet of the MSA Air-Supply Hose, thereby assuring that air pressure is within the certified range. The gauge is supplied with Quick-Disconnect fittings.



Inlet Pressure Gauge

Inlet Pressure Gauge w/ Snap-Tite fitting	476734
Inlet Pressure Gauge w/ Foster or Schrader fitting	476735
Inlet Pressure Gauge w/ Duff-Norton fitting	476736
Inlet Pressure Gauge w/ Hansen fitting	476737
Inlet Pressure Gauge less Quick-Disconnect**	492586

**See Column 4 plug and Column 3 union on page 38.

Air-line Filter

The MSA air-line filter removes a minimum of 99% of 0.3 micron and larger particulates, including dusts, mists, fumes, smoke, and petroleum vapors. Caution: It does not remove carbon monoxide. The air-line filter can be used at inlet pressures up to 125 psig.

The pressure drop is one psig at a maximum rated air flow of 25 cfm.



Air-Line Filter

Air-line Filter - with 1/2" NPT female inlet and outlet	81857
Air-line Filter - with 3/4"-16 straight threads	488041
Replacement Filter Kit	484923

Air-Line Respirator Accessories

Pressure Regulator

MSA's pressure regulator is used with a plant air compressor system to reduce compressor pressure to the desired operating pressure. The regulator maintains pressure on the outlet side until readjusted for use with inlet pressure of up to 125 psig.



Pressure Regulator

Pressure Regulator	66716
--------------------	-------

Cleaning Accessories

Mix **MSA Confidence Plus® Germicidal Cleaner** with warm water for a germicidal cleaner that is effective against various micro-organisms including immunodeficiency virus Type 1 (HIV-1, associated with AIDS). EPA-approved for use on safety equipment.

Personal Safety Equipment Towelettes provide an excellent method for wiping and refreshing respirators, hardhats, and other safety equipment between full cleaning periods.



Cleaning Accessories

Canister with 220 towelettes, 4-1/4" x 6"	697382
Box of 100 individually wrapped towelettes, 7-1/4" x 5"	697383
"The Big Ones," Box of 50 individually wrapped towelettes, 8" x 11"	10022871
MSA Confidence Plus Germicidal Cleaner, in 32 oz. bottle	10009971

Spectacle Kits for Full-Facepiece Respirators

For use by workers who must wear corrective lenses, the Spectacle Kit can be easily inserted into the facepiece. The kit includes a wire support, rubber guide, and pair of metal-frame spectacles.



Side Support Spectacle Kit for Ultra Elite Facepiece

Center Support Spectacle Kit for Ultra Elite

Desired adjustment is obtained by moving the spectacles in and out of the rubber guide and up and down the wire support. The Ultra Elite spectacle frame has an S-7 shape and a 48-mm lens size. The Advantage and Ultravue spectacles also have an S-7 shape, but has a 44-mm lens size. Universal Bridge Corrective Lenses can be obtained from local sources. The Spectacle Kit can be used in conjunction with a noseclip. There are two kits for the Ultra Elite facepiece; one uses a side wire support, while the other uses a center support to position the unit (spectacle adjustments are similar).

Spectacle Kits

Ultra Elite Spectacle Kit (side wire support)	804638
Ultra Elite Spectacle Kit (center support)	493581
Advantage 3000/4000 Spectacle Kit	10029298
Ultravue Spectacle Kit	454819

Cover Lens

Protects the facepiece lens from scratches during storage, handling, and use.

Cover Lens	Advantage 3000/4000	Ultra Elite	Ultravue
Clear cover lens, pkg of 25	10031542	491500	456975

Welder's Adapter for Full-Facepiece Respirators

MSA Welder's Adapters are molded of polycarbonate plastic, which has high resistance to impact, heat, and welding splatter. The clip-on adapter attaches to the facepiece by molded-in clips. The integral adapter is attached by removing the facepiece lens and replacing it with the adapter. A large vision area—4-1/2" x 5-1/4"—provides an unobstructed view of work. The Welder's Adapter is supplied with an impact-resistant cover lens; the desired filter plate is ordered separately. Rayfoe™ Filter Plates are available in four standard shades—6, 10, 12, 14.



The AutoChange Electronic Welding Lens is for use with MSA Welders Adapters. The solar-powered AutoChange Welding Lens is an automatic-darkening welding filter. The welding lens is in the light state (semi-transparent) before welding and darkens within 0.4 milliseconds after an arc is struck.

The heat-resistant Welder's Hood is designed to protect the welder's head, neck and shoulders from welding splatter and sparks. The Kevlar hood has a rubber seal which fits snugly over the Welder's Adapter. The hood also helps protect cartridges when an air-purifying respirator is used in welding operations.

Welder's Accessories

Clip-On Welder's Adapter for Ultravue and Ultra Twin Facepiece; with cover lens, less filter plate	472859
Integral Welder's Adapter for Ultravue and Ultra Twin Facepiece; with cover lens, less filter plate	470786
Clip-On Welder's Adapter for Ultra Elite Facepiece; with cover lens, less filter plate	806482
Clip-On Welder's Adapter for Advantage 4200 Twin Port Facepiece; with cover lens, less filter plate	10077063
Clip-On Welder's Adapter for Advantage 4100 Single Port Facepiece; with cover lens, less filter plate	10065326
Auto-Change Electronic Welding Lens	10068601
Polycarbonate Cover Plate (4-1/2 x 5-1/4)	696095
Polycarbonate Cover Plate (2 x 4-1/4)	4791933
Cover Lens	696095
Welder's Hood, Kevlar	486328

Rayfoe Filter Plates (heat-treated)

Shade 6	Shade 10	Shade 12	Shade 14
38346	38347	38277	38348

Support Belts

MSA PVC belts are easy to decontaminate. If decontamination is not a factor, users may opt for an uncoated nylon web belt.



Support Belts

Polyurethane-coated Nylon Support Belt, black	492827
PVC Support Belt, clear	473902
Web Support Belt (uncoated)	9961